

Scaled data based on original data using
LM-79-08 Approved Method: Electrical and Photometric Measurements of Solid-
State Lighting Products

Test Report Prepared for
Cooper Lighting Solutions
(formerly Eaton)

Brand: McGRAW-EDISON

Report Number: P228754

Luminaire Tested: **ISS-AF-350-LED-E1-RW-7030**

Issue Date: 3/3/2020

Test Information

Test Method: LM-79-08
Report Number: P228754
TEST IS SCALED FROM IESNA LM-79-08 TEST DATA (P29765)
Test Lab: INNOVATION CENTER-P2
Issue Date: 3/3/2020
Manufacturer: COOPER LIGHTING SOLUTIONS (FORMERLY EATON)
Product Line: MCGRAW-EDISON
Catalog Number: ISS-AF-350-LED-E1-RW-7030
Description: IMPACT ELITE LED QUATER SPHERE LUMINAIRE
LIGHT SQUARE WITH ACCULED OPTICS-RECTANGULAR WIDE TYPE I
Light Source: (16) 3000K CCT, 70 CRI LEDs
Ballast/Driver: ELECTRONIC DRIVER

Summary

Lumens per Lamp: N/A
Luminaire Lumens: 2107 lumens
Efficiency: N/A
Efficacy: 104.9 lumens/watt
Luminous Opening: Rectangular (W 0.5' x L: 0.5' x H: 0')
IES Classification: Type II - Medium - Full Cutoff
BUG Rating: B1 - U0 - G1

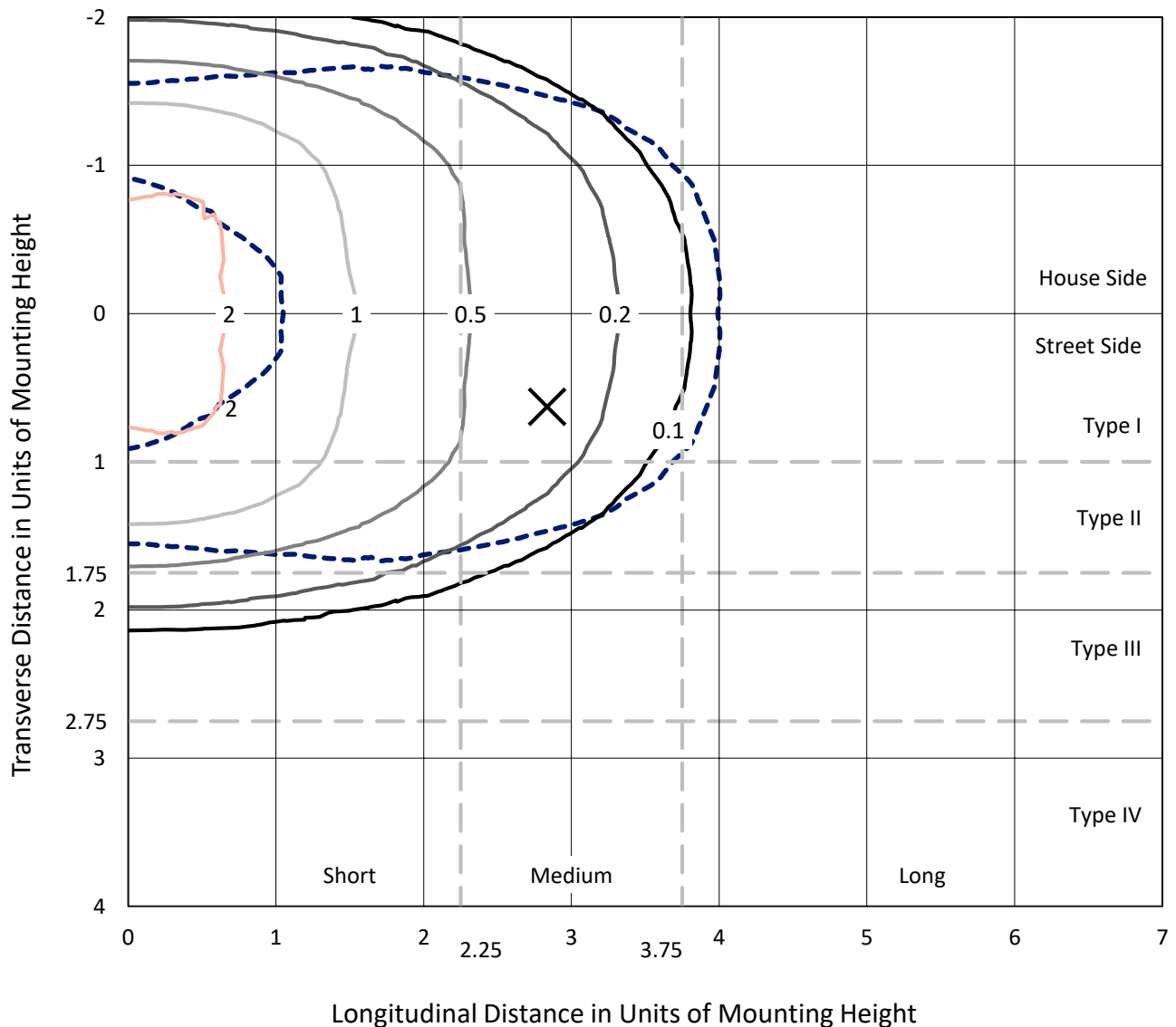
Input Watts (W): 20.09
Input Voltage (V): 120
Input Current (Ain): NR
Voltage Rise (V): NR
Power Factor: NR
Total Harmonic Distortion (THDi): NR
Frequency (hertz): 60
Stabilization Time: NR
Operation Time: NR
Ambient Temperature (°C): NR
Test Distance: 25 FT



REPORT NUMBER: P228754
 CATALOG NUMBER: ISS-AF-350-LED-E1-RW-7030

Iso-Footcandle Lines of Horizontal Illumination

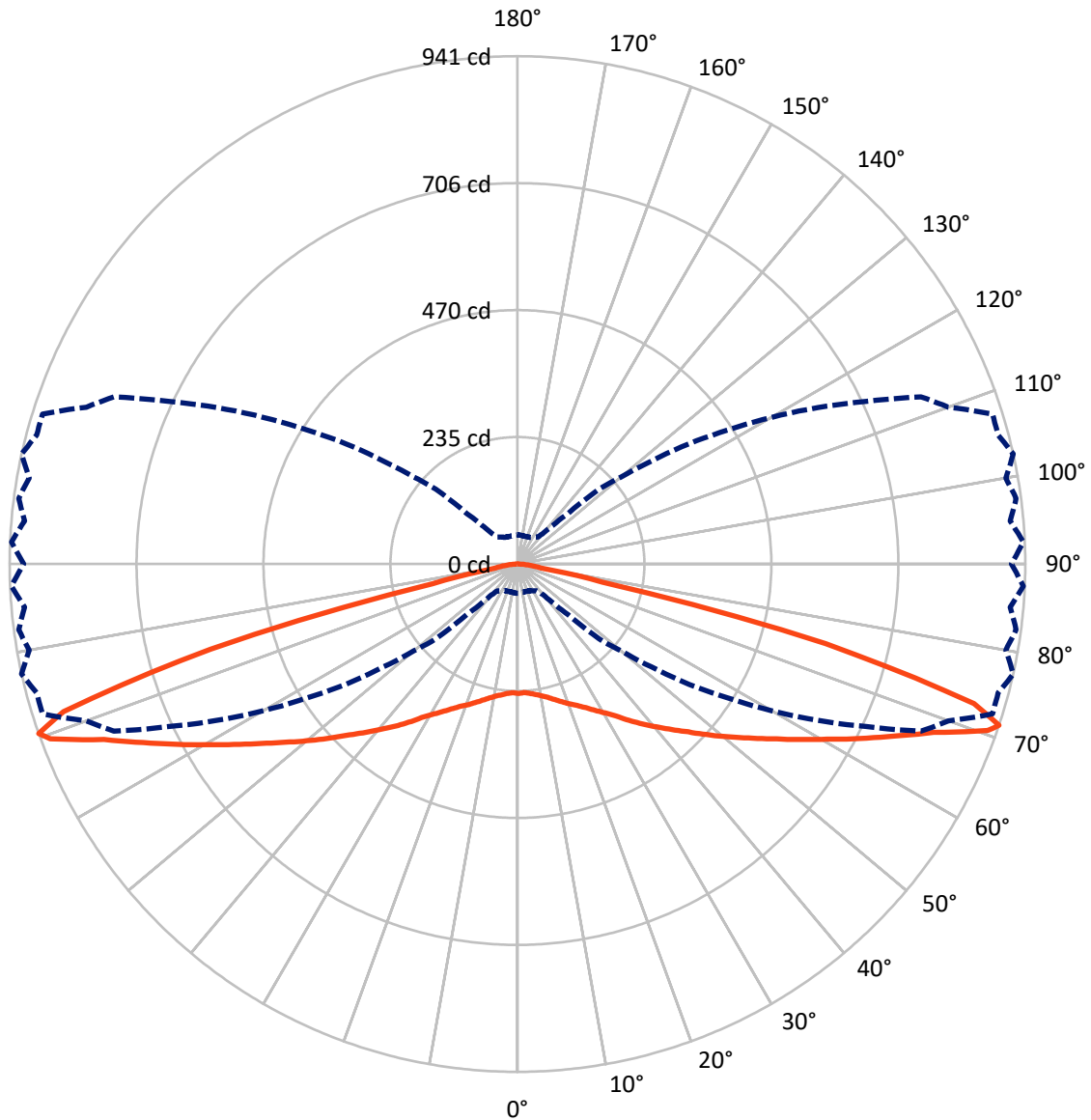
× Max cd
 - - - 1/2 Max cd



Based on 10 foot mounting height. Maximum calculated value = 2.5 fc
 Type II - Medium - Full Cutoff

REPORT NUMBER: P228754
CATALOG NUMBER: ISS-AF-350-LED-E1-RW-7030

Luminous Intensity Polar Plot



— Vertical Plane Through 77.5-Deg Lateral - - - Horizontal Cone Through 71-Deg Vertical

REPORT NUMBER: P228754

CATALOG NUMBER: ISS-AF-350-LED-E1-RW-7030

FLUX DISTRIBUTION:

		Downward	Upward	Total
House Side	Lumens	1053.5	0.0	1053.5
	% Fixture	50.0	0.0	50.0
Street Side	Lumens	1053.5	0.0	1053.5
	% Fixture	50.0	0.0	50.0
Total	Lumens	2107.0	0.0	2107.0
	% Fixture	100.0	0.0	100.0

Coefficient of Utilization

ZONAL LUMENS:

Zone	Lumens	% Fixture
0°-10°	23.2	1.1
10°-20°	72.4	3.4
20°-30°	135.5	6.4
30°-40°	235.9	11.2
40°-50°	384.9	18.3
50°-60°	531.2	25.2
60°-70°	503.9	23.9
70°-80°	207.4	9.8
80°-90°	12.5	0.6
90°-100°	0.0	0.0
100°-110°	0.0	0.0
110°-120°	0.0	0.0
120°-130°	0.0	0.0
130°-140°	0.0	0.0
140°-150°	0.0	0.0
150°-160°	0.0	0.0
160°-170°	0.0	0.0
170°-180°	0.0	0.0
0°-90°	2107.0	100.0
0°-180°	2107.0	100.0



REPORT NUMBER: P228754

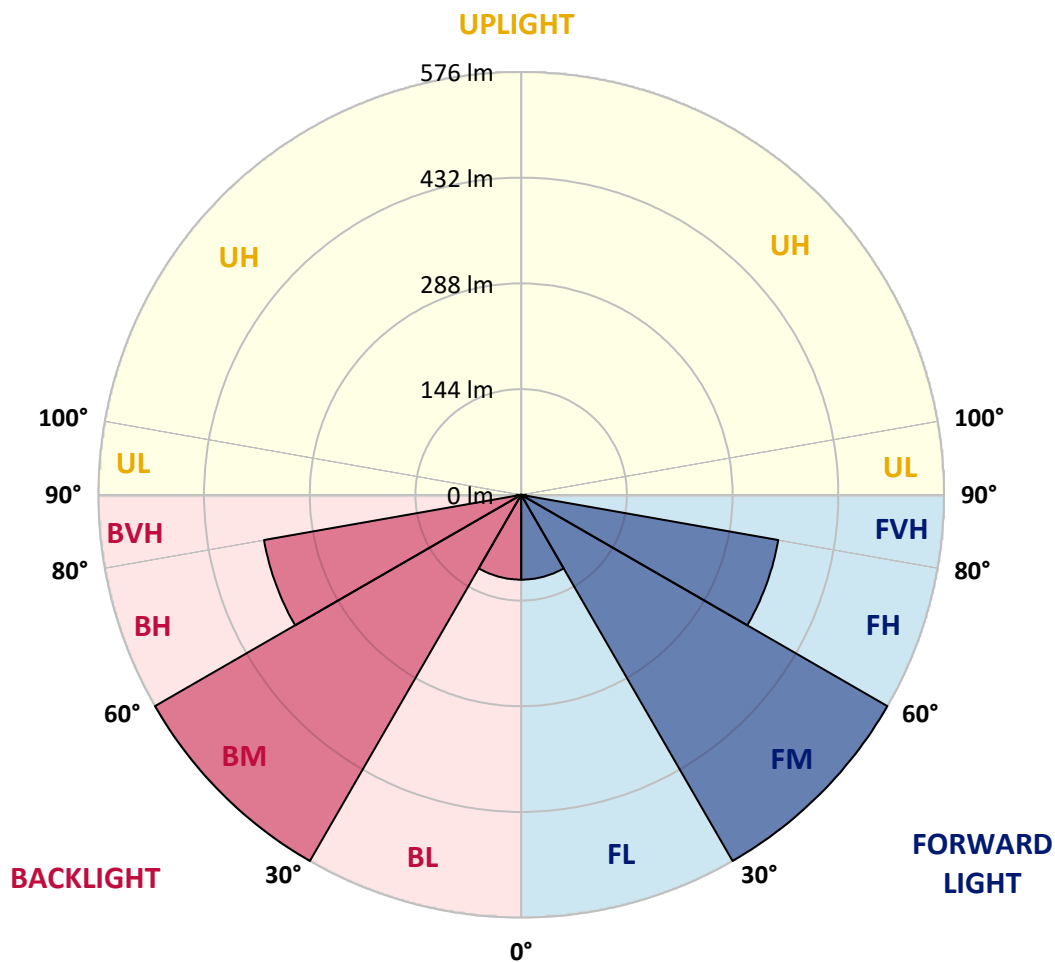
CATALOG NUMBER: ISS-AF-350-LED-E1-RW-7030

LUMINAIRE CLASSIFICATION SYSTEM LUMEN TABLE AND BUG RATING:

Zone		Lumens	% Fixture	Zone Rating/Lumen Limit		
				B	U	G
FL	(0°-30°)	115.6	5.5			
FM	(30°-60°)	576.0	27.3			
FH	(60°-80°)	355.6	16.9			G0/660
FVH	(80°-90°)	6.3	0.3			G0/10
BL	(0°-30°)	115.6	5.5	B1/500		
BM	(30°-60°)	576.0	27.3	B1/1000		
BH	(60°-80°)	355.6	16.9	B1/500		G1/500
BVH	(80°-90°)	6.3	0.3			G0/10
UL	(90°-100°)	0.0	0.0		U0/0	
UH	(100°-180°)	0.0	0.0		U0/0	

BUG Rating: B1-U0-G1

Type II Medium





REPORT NUMBER: P228754

CATALOG NUMBER: ISS-AF-350-LED-E1-RW-7030

CANDELA DISTRIBUTION (FULL):

	0°	5°	15°	25°	35°	37.5°	40°	42.5°	45°	47.5°	50°
0°	239.9	239.9	239.9	239.9	239.9	239.9	239.9	239.9	239.9	239.9	239.9
2.5°	239.2	238.5	239.2	239.2	239.9	239.9	239.9	239.9	239.2	240.6	240.6
5°	239.2	239.2	239.9	239.9	241.3	242.7	240.6	241.3	242.0	241.3	242.7
7.5°	239.2	239.2	239.2	240.6	242.7	244.1	242.7	243.4	244.8	244.8	246.2
10°	237.1	236.4	237.8	240.6	244.1	246.2	245.5	248.3	247.6	248.3	249.7
12.5°	233.6	233.6	236.4	240.6	246.9	248.3	249.0	250.4	252.5	251.8	253.9
15°	234.3	235.0	237.8	243.4	251.1	252.5	253.2	253.2	256.7	255.3	259.4
17.5°	239.2	239.9	242.7	248.3	257.4	257.4	258.1	259.4	264.3	261.5	267.1
20°	246.9	247.6	250.4	256.7	265.0	264.3	265.7	267.1	273.4	270.6	276.2
22.5°	256.0	257.4	260.8	267.8	276.9	272.7	275.5	278.3	284.6	279.7	287.3
25°	268.5	270.6	274.1	281.8	291.5	286.6	289.4	291.5	298.5	291.5	299.2
27.5°	286.6	288.0	290.8	299.2	307.6	304.1	305.5	306.9	315.2	307.6	315.9
30°	308.3	310.4	313.2	320.8	329.2	323.6	326.4	327.8	334.8	327.1	334.1
32.5°	335.5	337.6	341.0	348.0	355.0	346.6	347.3	349.4	356.4	348.7	356.4
35°	367.6	368.9	373.8	382.2	387.1	373.8	374.5	374.5	383.6	373.1	381.5
37.5°	401.0	402.4	408.0	416.4	422.0	407.3	407.3	408.0	416.4	404.5	412.2
40°	435.9	440.1	446.4	454.7	458.9	442.2	443.6	442.9	452.6	438.7	446.4
42.5°	470.8	474.3	483.3	493.1	498.0	481.2	481.9	479.8	489.6	475.0	481.2
45°	500.8	503.6	514.7	528.7	536.3	518.9	518.9	518.9	528.7	510.5	518.2
47.5°	525.2	527.3	539.1	559.3	571.9	554.5	555.9	553.1	567.7	545.4	555.9
50°	542.6	543.3	558.6	581.7	603.3	587.2	589.3	590.7	604.7	585.2	594.2
52.5°	548.2	549.6	567.0	594.9	626.3	615.8	623.5	626.3	638.9	617.9	630.5
55°	528.7	532.1	558.6	599.8	642.3	638.9	647.9	653.5	669.5	652.1	665.4
57.5°	463.1	467.3	504.2	571.9	645.8	651.4	664.0	673.0	696.0	685.6	700.2
60°	369.6	373.1	410.8	492.4	601.9	636.1	664.7	690.5	714.2	716.3	735.1
62.5°	253.9	258.8	295.0	373.1	506.3	551.7	592.8	635.4	675.1	723.2	747.7
65°	124.1	126.9	157.6	232.9	371.7	429.6	477.7	537.7	574.7	643.7	683.5
67.5°	68.3	68.3	73.2	96.9	198.8	256.0	307.6	382.9	420.6	505.6	556.6
70°	57.2	57.2	55.8	59.3	75.3	89.3	115.8	159.0	211.3	297.1	343.1
71°	54.4	53.7	53.0	54.4	60.7	63.5	74.6	97.6	132.5	205.0	250.4
72.5°	50.9	49.5	47.4	48.1	51.6	51.6	53.7	57.2	70.4	96.2	129.0
75°	43.9	42.5	40.5	40.5	41.1	41.8	42.5	43.9	44.6	46.0	51.6
77.5°	36.3	34.9	32.8	32.8	32.1	32.8	34.2	34.9	33.5	36.3	37.0
80°	27.9	25.8	25.1	25.1	24.4	23.7	23.7	23.7	24.4	25.8	26.5
82.5°	17.4	16.0	16.7	16.0	15.3	15.3	15.3	15.3	16.0	16.0	17.4
85°	8.4	8.4	9.1	8.4	7.0	7.0	6.3	5.6	6.3	5.6	7.0
87.5°	0.0	0.0	0.0	0.0	0.0	0.0	0.0	0.0	0.0	0.0	0.7
90°	0.0	0.0	0.0	0.0	0.0	0.0	0.0	0.0	0.0	0.0	0.0



REPORT NUMBER: P228754

CATALOG NUMBER: ISS-AF-350-LED-E1-RW-7030

CANDELA DISTRIBUTION (continued):

	52.5°	55°	57.5°	60°	62.5°	65°	67.5°	70°	72.5°	75°	77.5°
0°	239.9	239.9	239.9	239.9	239.9	239.9	239.9	239.9	239.9	239.9	239.9
2.5°	238.5	239.9	239.2	239.9	238.5	239.9	237.8	239.9	239.2	239.9	238.5
5°	240.6	242.7	240.6	243.4	240.6	243.4	240.6	243.4	241.3	243.4	240.6
7.5°	242.7	246.9	244.1	247.6	244.1	248.3	244.1	248.3	245.5	249.0	244.1
10°	246.9	251.8	247.6	251.8	247.6	252.5	247.6	253.2	249.0	254.6	248.3
12.5°	250.4	256.0	251.8	257.4	251.1	258.8	252.5	260.8	253.9	262.2	253.9
15°	255.3	262.2	258.1	264.3	258.1	266.4	258.8	268.5	260.8	269.9	260.8
17.5°	262.2	269.9	264.3	272.0	265.0	274.1	265.7	276.2	268.5	277.6	268.5
20°	272.0	278.3	272.7	281.1	273.4	281.8	274.8	283.2	276.9	285.3	276.9
22.5°	283.2	288.7	284.6	289.4	282.5	289.4	282.5	289.4	284.6	291.5	284.6
25°	295.7	299.9	295.0	299.9	293.6	299.2	292.9	298.5	293.6	299.9	295.0
27.5°	312.5	314.5	309.0	313.2	305.5	311.1	304.1	309.7	304.8	310.4	306.9
30°	330.6	332.7	327.1	329.9	321.5	325.0	317.3	322.2	318.0	322.2	320.1
32.5°	350.8	353.6	347.3	348.7	341.7	342.4	336.2	338.3	334.8	336.2	335.5
35°	373.8	377.3	370.3	372.4	364.8	364.8	359.2	358.5	357.1	355.7	355.7
37.5°	403.1	404.5	398.9	398.9	389.9	389.9	382.9	382.9	380.1	377.3	375.9
40°	435.2	435.9	426.8	426.1	417.1	417.1	409.4	407.3	402.4	398.9	396.8
42.5°	469.4	468.7	455.4	456.8	443.6	444.3	434.5	432.4	427.5	423.3	419.2
45°	504.2	501.5	488.2	487.5	472.2	472.9	461.0	459.6	452.6	448.5	443.6
47.5°	539.8	538.4	523.8	520.3	504.2	503.6	488.2	488.2	481.2	477.0	472.2
50°	576.8	576.1	559.3	557.3	540.5	537.7	519.6	519.6	511.2	509.8	502.9
52.5°	617.2	614.4	596.3	595.6	579.6	577.5	558.0	556.6	544.0	543.3	535.6
55°	657.0	652.1	640.2	634.7	618.6	617.9	600.5	597.0	581.0	581.0	571.2
57.5°	693.3	689.1	679.3	674.4	659.1	657.0	638.2	638.2	624.2	623.5	613.0
60°	730.9	732.3	721.9	719.8	705.1	704.4	685.6	685.6	671.6	670.9	659.1
62.5°	763.0	776.9	772.8	774.2	761.6	759.5	740.7	739.3	723.2	721.2	711.4
65°	731.6	780.4	811.8	832.7	831.3	830.7	812.5	809.7	789.5	783.9	767.9
67.5°	614.4	677.9	735.1	797.9	843.9	878.8	889.2	885.1	867.6	851.6	832.0
70°	411.5	484.7	557.3	635.4	714.2	790.9	869.7	903.9	940.1	927.6	924.1
71°	313.2	388.5	461.0	543.3	627.0	712.1	809.0	849.5	922.7	922.0	940.8
72.5°	176.5	243.4	320.8	392.7	471.5	559.3	659.1	703.7	809.0	830.0	884.4
75°	56.5	77.4	102.5	161.8	210.6	290.8	364.8	409.4	479.1	514.0	590.0
77.5°	37.7	41.8	43.2	50.2	56.5	80.2	108.8	133.2	146.5	153.4	161.1
80°	27.2	29.3	30.7	34.2	34.9	39.1	39.1	43.2	42.5	45.3	43.2
82.5°	17.4	19.5	20.2	21.6	22.3	25.1	26.5	29.3	29.3	30.7	30.0
85°	8.4	9.8	9.8	11.2	11.2	13.3	13.3	15.3	15.3	17.4	16.7
87.5°	0.7	0.7	0.7	1.4	1.4	1.4	2.1	2.8	2.8	2.8	2.8
90°	0.0	0.0	0.0	0.0	0.0	0.0	0.0	0.0	0.0	0.0	0.0



REPORT NUMBER: P228754

CATALOG NUMBER: ISS-AF-350-LED-E1-RW-7030

CANDELA DISTRIBUTION (continued):

	80°	82.5°	85°	87.5°	90°
0°	239.9	239.9	239.9	239.9	239.9
2.5°	240.6	239.9	240.6	239.2	240.6
5°	244.1	241.3	244.8	241.3	244.8
7.5°	249.7	246.2	250.4	244.8	249.7
10°	254.6	249.7	255.3	249.7	254.6
12.5°	262.9	255.3	264.3	255.3	264.3
15°	271.3	262.2	273.4	263.6	272.7
17.5°	279.0	270.6	281.1	271.3	280.4
20°	286.0	278.3	287.3	277.6	287.3
22.5°	292.9	288.0	295.0	288.0	295.0
25°	302.0	298.5	303.4	298.5	303.4
27.5°	312.5	311.1	313.8	310.4	314.5
30°	324.3	325.0	325.7	325.0	326.4
32.5°	339.0	342.4	341.0	341.0	341.0
35°	359.2	365.5	361.3	362.7	362.0
37.5°	378.0	387.1	381.5	383.6	382.2
40°	398.9	405.2	403.8	403.8	402.4
42.5°	422.0	429.6	427.5	428.2	426.8
45°	447.1	454.0	451.2	450.5	451.2
47.5°	475.7	483.3	479.8	479.1	479.8
50°	505.6	514.7	511.9	510.5	511.9
52.5°	538.4	549.6	548.2	546.8	548.9
55°	576.8	587.2	585.8	587.2	587.9
57.5°	615.1	627.0	624.2	627.7	629.1
60°	663.3	670.2	670.9	671.6	672.3
62.5°	712.1	714.9	717.0	719.1	719.8
65°	768.6	769.3	770.7	768.6	770.7
67.5°	823.0	818.1	817.4	819.5	820.9
70°	907.4	907.4	900.4	910.2	901.8
71°	918.5	931.8	916.4	938.1	915.0
72.5°	864.1	888.5	871.1	890.6	867.6
75°	601.2	657.7	657.0	684.9	662.6
77.5°	166.7	156.2	166.7	143.7	137.4
80°	45.3	41.1	44.6	37.7	42.5
82.5°	30.0	25.8	25.1	20.2	21.6
85°	17.4	13.3	13.3	10.5	11.2
87.5°	2.8	0.7	2.8	1.4	2.1
90°	0.0	0.0	0.0	0.0	0.0

(END OF REPORT)